














DO NOT SCALE

LEGEND

-  Commencement of Work
-  Termination of Work
-  Centre Line of Linear Work
-  Order Limits
-  Limits of Deviation
-  Limits of Land to be Acquired or Used
-  Limit for Works 1, 2A, 2B, 2C, 4, 7 and 8
-  Work No.1 – A Combined Cycle Plant
-  Work No.2A – A Gasification Facility
-  Work No.2B – A Flare Stack
-  Work No.3A – Cooling Water Intake
-  Work No.7 – A Storage Hall for Storage of Solid Fuel
-  Post Combustion CCS Area

NOTE

This drawing, 70055743-DWG-G-003, has been produced to support The North Killingholme (Generating Station) (Amendment) Order 2020. The drawing replaces the Works Plans drawings submitted as part of the Original Application, Document Reference Numbers 2.12, 2.13 and 2.14, dated 20th March 2013.

Infrastructure Planning (Applications: Prescribed Forms and Procedure) Regulations 2009 – Regulation 5(2)(j)

REV	DATE	BY	DESCRIPTION	CHK	APP
A	31/07/2020	AY	FIRST ISSUE	RM	RM

DRAWING STATUS: For Discussion



8 First Street, Manchester, M15 4GU, UK
T+44 (0) 161 200 5000
wsp.com



PROJECT: North Killingholme Power Project

TITLE: Works Plan
(Replacement of Document Reference Nos 2.12, 2.13 and 2.14)

SCALE @ A4:	CHECKED:	DESIGNED:	APPROVED:
1:2000	RM	AY	RM
PROJECT NO:	70055743	DESIGNED BY:	DATE: 31.07.20

DRAWING NO: 70055743-DWG-G-003
REV: A
© WSP UK Ltd